


**Relief of the Idiot.**

Dr. Lannelongue, an eminent specialist in the Children's Hospital, Paris, has just succeeded in the effort to give intelligence to a poor little idiot. The child, a little girl four years old, had a deformed head, only about one-third the size of an ordinary little one of her age. She never smiled, never took notice of anything, and she could neither walk nor stand. The doctor became convinced that the condition of the little creature was due to the abnormal narrowness of the head, which hindered the natural growth of the brain. About the middle of May last he made a long and narrow incision in the center of the skull and cut a portion out of the left side of it, without injuring the "dura mater." The result of this operation was something astounding. In less than a month the child began to walk. Now she smiles, interests herself in everything around her, and plays with a doll. A tolerably bright little child has taken the place of the idiot.

**AN IMPROVED TELEGRAPH KEY.**

The accompanying illustration represents, in perspective view, a telegraph key provided with means for automatically closing the circuit as the operator releases the key, and for opening the circuit when the key is grasped by the thumb and finger. The cut shows the attachment as applied to a "Victor" key. It is a patented invention of Mr. John B. Van Deusen, of Saratoga Springs, N. Y. The key is of the ordinary construction, with base plate and standards in which the key lever is pivoted, while a leg, *e*, passing through the base plate and insulated therefrom, is provided with an anvil contact for opposing the contact of the key lever.

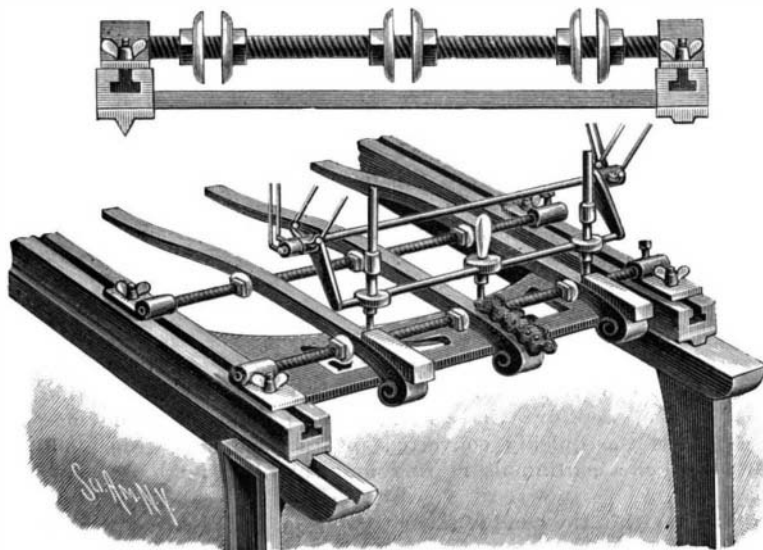
Under the head of the leg is a flat spring, *d*, curved rearwardly and upwardly, and slit at the ends to form arms at opposite sides of the key lever, a central arm contacting with the under surface of the key lever. A short distance in front of the trunnions of the key lever at *c* is pivoted a forwardly extending forked lever, *a*. The key knob is divided, its forward portion being attached directly to the end of the key lever in the usual way, and the rear portion, *b*, attached to

**VAN DEUSEN'S TELEGRAPH KEY.**

the forward end of the forked lever, each arm of which has a strip of insulating material resting on the side arms of the springs on each side of the key lever. The key is operated in the same way as an ordinary key, the circuit being opened and closed at the anvil contact points, but when the operator releases the key the forked lever is automatically lifted by the spring, as shown in the illustration, and the circuit is closed, a matter which the operator, through neglect or otherwise, often fails to attend to.

**A WORK-HOLDING TABLE FOR CARVING MACHINES.**

The table shown herewith, patented by Mr. Frank R. Potter, is designed to support work of different lengths and widths, or work curved upward or downward, or to either side, without the use of "blocking up" blocks or plates, thereby saving time and facilitating the doing of the work in a more satisfactory manner. The illustration represents in perspective a wood-carving machine to which this work-holding table is applied, the upper figure being an end view of the table. The table is adapted for reciprocation on the bed of the machine, and is made with a support to which two screw shafts are held in boxes or bearings adjustable along the support, the shafts having adjustable work-clamping collars. The table is made with a supporting frame open at the center to give room for bent or curved work. In the application of the improvement, as represented, the carving bits or cutters are rotated by flexible shafts driven by an overhead shaft, pulley and gearing (not shown), the cutter head supporting the stylus and cutters being sustained from the machine frame by universally jointed links. This work holding table may, however, be used with any other style of carving or cutting machine, almost any shaped pieces of work of ordinary length being securely and quickly clamped by the screw shaft collars. For further information relative to this invention, address Mr. Allen E. Maynard, No. 540 East Twentieth Street, New York City.

**POTTER'S WORK-HOLDING TABLE FOR CARVING MACHINES.****AN IMPROVED CULINARY VESSEL.**

The illustration represents a form of ear and bail for a tea kettle or other vessel, by means of which the bail may be retained in an upright position or folded down on the top of the vessel. This improvement has

**HICKS' EAR AND BAIL.**

been patented by Mr. Franklin Z. Hicks, of Rapid City, South Dakota. One of the ears, as shown, is of the ordinary form, to receive the eye on one end of the bail in the usual way, but the other ear is elongated, and the aperture therein for the other end of the bail is made in the form of a vertical slot, while extending in from the top of the ear is also a similar vertical slot, as shown more plainly in the small view. With this construction, the bail swings freely in either direction when it is lifted, but when the eye at one end of the bail is allowed to come to rest in the vertical slots of the ear, the bail is thus held in upright position.

**Surgeon Parke.**

Dr. Parke, whose brilliant services with the Emin Pasha relief expedition have excited the admiration of the civilized world, was on the 6th of June last presented by the editors of the *Lancet* with a massive silver salver, and on the evening of the same day, says the *New York Medical Journal*, was the guest of a brilliant representative gathering of the members of the medical profession, who had assembled to do him honor at a dinner at the Criterion restaurant. Sir Andrew Clark presided. Mr. Jonathan Hutchison, Sir James Paget, Sir Prescott Hewitt, Sir Joseph Fayrer, Sir Spencer Wells, and many other distinguished members of the profession were present.


After several speeches suitable to such an occasion had been made, Surgeon Parke, amid great applause, rose to respond and made a very modest speech, in the course of which he said that he would remind the company, if they were not already tired of hearing about Africa, that it was just three years and three months before that Mr. Stanley started from England to bring

about three or four feet high, had tiny hands and feet, with fairly good features, and were bright and intelligent. They were covered all over with down, such as is seen on the cheeks of a boy of eighteen or nineteen in this country. The European provisions that the party took with them were finished within a month. The two bottles of brandy which each had were also soon exhausted. They had exactly the same food as the natives—bananas, with occasionally a goat a week divided among six or eight.

The Europeans survived much better than the natives did. Of the two Europeans who died, one died from climatic causes and the other was murdered. Emin Pasha was qualified in medicine by a German degree, of which he was very proud. He spoke twenty-two languages, of which he could write and read thirteen. When they started he (Surgeon Parke) took the precaution of vaccinating the majority of the men, and when the epidemic of small pox broke out, only four were attacked by the disease, and none of them died. On the other hand, the camp followers, who had not been vaccinated, took the disease in a bad form and died in great numbers. After a three years' march across Africa they reached Zanzibar with Emin Pasha. He wished to place on record the great admiration he and his brother officers felt for their illustrious leader, Mr. Stanley.

**A SEPARABLE SPINDLE FOR SPINNING WOOL.**

The spindle shown in the engraving is designed to obviate the necessity for using cop bobbins or quills in spinning wool, and secure better results in the quantity and quality of work performed. It has been patented by Mr. George Bailey, of Middleborough, Mass. The lower portion of this separable compound spindle has a cylindrical stub piece on which is a whirl to receive a driving band, and on the upper end of the stub piece is mounted a coupling head, secured in

**BAILEY'S SEPARABLE SPINDLE.**

position by a cross key, or the stub piece may be screwed into the coupling head. The detachable part of the spindle, shown at the left in the illustration, is slightly tapering, and annularly grooved at intervals in its length, to prevent yarn from slipping off until its removal is desired. Near the top surface of the coupling head is a transverse rectangular slot, and in alignment with this slot is vertically formed another slot of less width and length. The latter slot extends an equal distance on each side of the center hole in the coupling head, and is adapted to permit diametrically opposite locking pins to enter into the wider slot below it, when, by a partial revolution, the detachable part of the spindle is locked fast to the coupling head. Just above the top end of the stub piece a transverse slot extends through the coupling head to permit the removal of dirt that might enter the socket hole in which the detachable part of the spindle is seated. Cops or quills may be used with this spindle if desired, in the same manner as with other forms of spindles. When a spindle is filled it can be removed bodily from the stub piece and coupling head by grasping the spun yarn and lifting the spindle, a slight revolvable movement releasing the interlocking connection of parts.

**A Broken Neck Mended.**

Physicians connected with the Presbyterian Hospital are highly elated over the fact of their having successfully mended a broken neck. The patient, Harry Reigel, aged fourteen years, fell from an elevator, landing on his head and dislocating his neck, on May 8. When brought to the hospital the case was considered hopeless, but by experiments with extending weights attached to the patient's head and feet the neck was eventually set and kept in place by means of a plaster of Paris jacket. The displaced bones are now properly set and the patient has full power of the neck.

An alloy that expands in cooling and is suitable for repairing cracks in cast iron is made with nine parts of lead, two of antimony, and one of bismuth.