


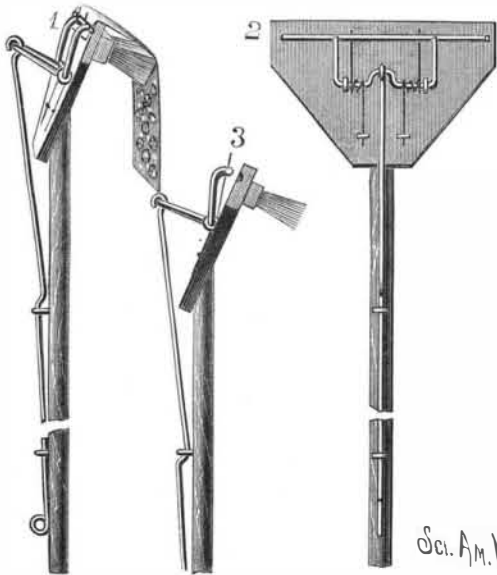
AN ALL-IRON GARDEN HOSE REEL.

A hose reel which is strongly made, of simple and inexpensive construction, and designed to be very durable, has been patented by Mr. Reuben D. Wirt, of Independence, Mo., and is shown herewith, one figure showing the handle and brace in position and the reel raised for reeling up hose, while the other figure shows the position of the handle when the reel is not in use. Its side circular sections, as well as its handle and brace,



WIRT'S HOSE REEL.

are preferably made of light iron pipe, the circular sections, instead of being united by welding or coupling collars, being joined by pins or rivets passing through them and through a filling block. Angular arms unite the circular sections, one of the arms having a cleat on its inner face to fasten the end of the hose. The handle is free to swing or turn over about the axle of the reel, and is connected at its inner ends, as by elbow couplings, with a bent foot brace, arranged to occupy an approximately right-angled position. When the



McAFEE'S PAPER HANGING CLAMP.

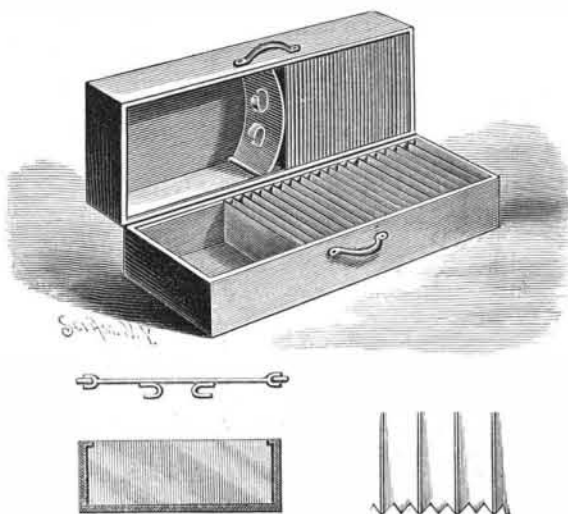
reel is not in use, the brace rests upon the ground, holding the handle raised and the reel in condition for wheeling away, but to reel up the hose the handle and brace are turned so that both rest upon the ground, and lifting the reel up from the ground.

AN IMPROVED FILE CASE.

A simply constructed case for filing documents that it is desirable should be filed for security, and at the same time be readily accessible at any time, is illustrated herewith, and has been patented by Mr. William F.



ALTATHER'S FILE CASE FOR VOUCHERS, DEEDS, BILLS, ETC.



A box strap made from Bessemer steel wire, of great strength and so made as to admit driving a nail at any desired spot, is shown herewith, in section and as applied to cases of goods. This strap will not cut the hands, is somewhat flattened, and will lie closer to the case than would an ordinary twisted wire strap; a nail may be driven in the last hole of the strap, so that it cannot be bent outward. The strap is formed in a machine capable of turning out 125 feet per minute, cut to the lengths desired, and painted ready for use. It is estimated that box straps of different kinds are used by about 150,000 houses in the United States, and as the cost of wood straps has been steadily advancing, this improved wire strap is designed to meet a growing demand.

For further information relative thereto address Mr. H. Frank, No. 36 Elm Street, New York City.

A WINDOW STAND FOR FLOWERS, ETC.

A novel construction of stand for flowers or house plants, designed to set before a window and made to revolve, for more conveniently taking care of the plants, is illustrated herewith, and has been patented by Mr. Herbert L. Starks, of Preston, Conn. The central post about which the shelves revolve is supported by any suitable base, there being a socket piece arranged within a central or eye portion of the bottom shelf, this piece consisting of two sections forming a single ring. The lower section has marginal recesses to receive the inner ends of the arms of the lower shelf, the upper section receiving upwardly diverging braces to carry the second shelf. The top shelf has a base portion supported by and free to turn upon




STARKS' FLOWER STAND.

the top of the post, this base portion being connected with the lower shelf by diagonal brace rods, fastened beneath the lower shelf by nuts, whereby the upper rotating cap piece carries the whole weight of the shelves, the whole series being hung to rotate in a free and level manner upon the top of the post.


AN IMPROVED WEATHER STRIP.

The accompanying engraving presents a further illustration of the construction and operation of a



REDMAN'S WEATHER STRIP.

weather strip described in our issue of August 11, and which has been patented by Mr. R. C. Redman, of Salem, Oregon. The invention consists principally in an angular strip loosely pivoted in a recess in the bottom of the door, and having a slot in the upper edge of one of its angular portions loosely engaging a depending spring in the recess, its other angular portion projecting outward through a recess in the door, and having a pin adapted to engage an inclined slot in a plate on the threshold.



IMPROVED WIRE BOX STRAP.