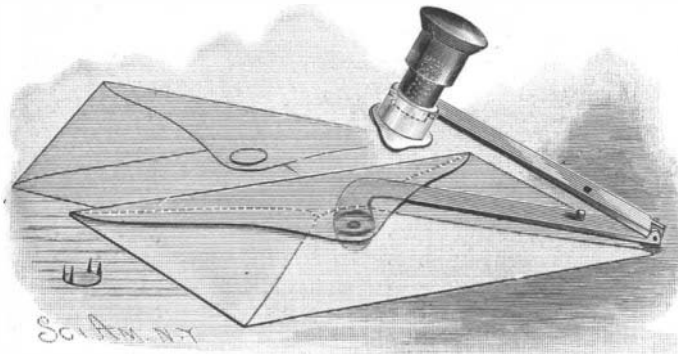


blers, so as to permit of unlocking by turning the key. The key is made in this form for the purpose of deceiving persons who are unauthorized to use it, the object being to convey the idea that the end of the key provided with nibs is to be employed for operating the lock, while it is impossible to operate it except with the bow end. When a key of this kind is lost, if the finder is disposed to attempt to use it he will naturally employ the nib end, and will be unlikely to try the opposite end. Should a key be inserted in the key nut, which will not move the tumblers sufficiently to release the



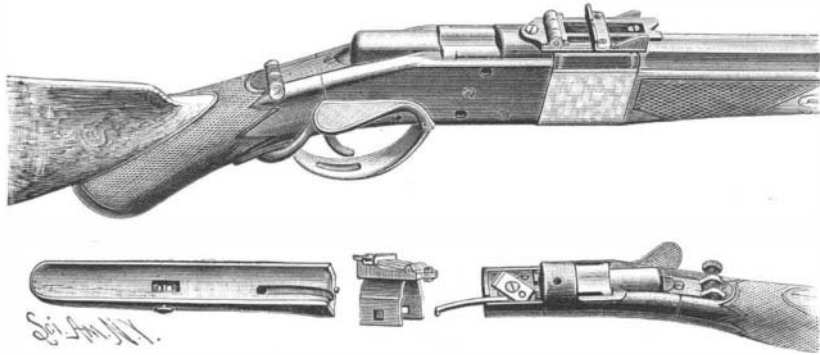
EDER'S DEVICE FOR SECURING ENVELOPES, ETC.

levers, the key nut cannot be turned, and should a key having too great width be inserted in the nut, levers will be moved so far as to bring properly arranged pawls into engagement with a rack bar formed on the bolt, which will thus be locked, so that it cannot be withdrawn, even though the key nut be released.

This invention has been patented by Mr. William C. Adam, 867 Washington Street, Buffalo, N. Y., who will sell the patent or receive offers to manufacture on royalty.

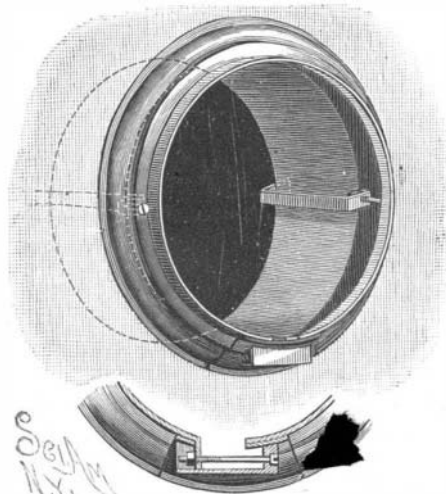
IMPROVED FIREARM.

Mr. Salvatore J. Buzzini, of 500 West 125th Street, New York City, has recently patented an improved



BUZZINI'S IMPROVED FIREARM.

firearm, which we herewith illustrate. By means of this invention the barrel of the firearm may be readily attached and detached, or replaced by another when necessary without having recourse to a gunsmith or other skilled artisan, which will be found a great convenience to sportsmen and others. It also provides for a more accurate return of the barrel to its normal position than is practicable when the barrel is secured by screwing it into the stock of the gun, and it also provides for the ready dismemberment and securing of the forearm and stock, as well as the barrel. The upper engraving shows the parts assembled and the lower one shows the parts separated, with the barrel removed. The rear end of the barrel is provided with



MATHER'S IMPROVED STOVE PIPE COLLAR.

flanges, and lies within the half socket portion of the stock, and may be provided with a rear smooth extension, arranged to fit within a smooth socket of the stock. This construction differs essentially from a screw-threaded fit. The barrel is held firmly at its rear end, and secured from forward or longitudinal movement by a locking cap, which is removably held in place. The top of the cap forms the base piece of the hinged and adjustable sight.

This firearm is also provided with a lever for opening and closing the breech, and which serves as a trigger guard. The lever not only ejects the exploded shell, but cocks the arm, and the same motion automatically moves a safety catch which locks the trigger, thereby preventing accidental discharge. The arm cannot be discharged except by intentionally releasing the catch and pulling the trigger. In order to permit rapid firing, there is an adjustable device controlling the safety catch, so that the closing of the breech lever automatically releases the catch from the trigger. When rapid firing is not needed, the adjustable device can be set so as not to release the catch.

DEVICE FOR SECURING ENVELOPES, ETC.

The simple device which the accompanying engraving illustrates is designed for securing or sealing envelopes, binding bills or statements, etc. The device consists of two flat bars bent to the shape shown, and hinged together at the ends of their long arms. Near the end of one short arm a concavity is formed, over which rests, when the bars are closed, a tubular section secured to the other short arm, which is formed with an aperture the same size as the tube. Fitted to slide in the tube is a follower, which is normally pressed upward by a spring.

To use the device for sealing an envelope, the flat arm is inserted in the envelope, between the back and contents, when the flap is then folded down. In the tube is placed a disk of thin sheet brass or other suitable metal formed with sharp spurs bent at right angles to the disk. This arm of the device is then turned so that the spurs rest upon the envelope flap, when the follower is struck a light blow with the hand, driving the spurs through the flap and back of the envelope. The spurs strike the concavity and are turned inward toward the center of the disk, so as to fasten the two sheets of paper securely together. By turning the arm as it is drawn out, it may be removed from the envelope without danger of tearing the paper. It is evident that sheets of paper of any description may be fastened together in the same way. If desirable, the disks may be stamped with a trade mark, firm name, or suitable device.

This invention has been patented by Mr. James M. Eder, of 27 Holborn Viaduct, London, England.

IMPROVED STOVE PIPE COLLAR.

The object of this invention is to provide a simple and efficient device for clamping a stove pipe, and holding it in its position in the flue. The collar is of the usual form, and is divided at one side by cutting out a segment. This opening is covered by a segmental plate, of the same form in cross section as the collar, and which overlaps the ends of the collar. The plate is secured to one end of the collar so as to slide over the opposite end. Upon the face of the plate is formed a projecting chamber, open on its upper side and at one end, and from the free end of the collar an ear projects into the chamber. A bolt passes through an opening into the chamber, through an opening in the ear, and receives a nut beyond the ear, so that, by turning the bolt, the collar may be contracted or expanded as required, as will be understood from the lower figure in the annexed cut. The collar is held in place on the flue by L-shaped straps, the long arms of which are inserted behind the wall of the flue and the short arms are apertured to receive bolts which pass through the front of the collar, through the short arms and into nuts behind the arms. The divided collar is placed against the wall of the flue, the angled plates are inserted and their bolts are tightened sufficiently to hold the collar in place. The stove pipe is then passed through the collar and into the flue, when the collar is contracted around the pipe by turning its bolt until the pipe is clamped tightly in the collar. The bolts in the angled plates are then further tightened to draw the collar closely against the face of the flue, and thus hold the pipe firmly in place.


This invention has been patented by Mr. Edgar Mather, of Matherton, Mich.

IMPROVED BUTTER JAR.

This butter jar consists mainly of a cylinder made of glass and two end caps or covers which are fitted to the outside of the tube and are adapted to press on packing placed at the ends of the tube to make air tight joints. The clamp frame consists of top and bottom cross pieces and side pieces, and is made to receive the cylinder with its caps on. In the top cross piece is fitted a screw, which may be screwed down hard upon the cap, to press together both caps, and draw their packings tightly to the ends of the tube. The clamp frame may be made of any material having the requisite strength. As here illustrated, the top and bottom pieces are made of wood and the side pieces of

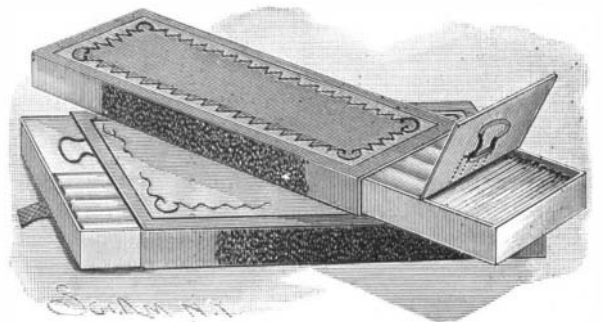
a metal strap in one piece, bent under the bottom piece and fastened at its ends to the top piece. Within the tube are placed one or two plungers, the inner faces of which, next the butter, may be formed with any desired design to imprint the butter as or before it is removed for use. It is obvious that when the clamp frame is removed, either of the plungers may be pressed against to force the butter from the opposite end of the tube in any desired quantity, and the butter projecting from the tube will have smooth, true sides, and may be cut off easily by a knife passed closely to the end of the tube. Butter not used may be returned to the tube. The tubes may be made of any desirable shape in section, and of such size as to hold a given quantity, thus obviating the necessity of weighing the butter when selling it. The name of the producer of the butter may be marked upon the tube. This jar makes a convenient package to handle, allows the butter to be cooled, by putting it in cold water or ice, and the butter in it remains sweet and fresh for a long time.

This invention has been patented by Mr. H. E. Hinman, of Ravenna, Ohio.



COMBINED CIGARETTE AND MATCH BOX.


At one end of the interior box, which is adapted to slide in a casing of the usual form, is a transverse partition, having an upper integral portion, which may be bent over to form a lid for the end compartment, which is designed to hold matches. The other compartment is purposed to hold cigarettes. As the inner



SAVAGE'S COMBINED CIGARETTE AND MATCH BOX.

box is drawn out, by means of a piece of tape attached to its bottom, the lid of the match compartment is opened by a simply arranged rubber band. The interior box can be pushed or, preferably, drawn into the casing by grasping the opposite end of the tape. The upper box shown in the engraving is designed to hold ten cigarettes, while the lower one holds twenty, and is provided with a compartment for matches at each end.

This convenient article for smokers' use is the invention of Mr. Reavel Savage, of 47 Lexington Street, Baltimore, Md.



SMITH'S IMPROVED PEACH STONER.

[FOR DESCRIPTION SEE PAGE 276.]