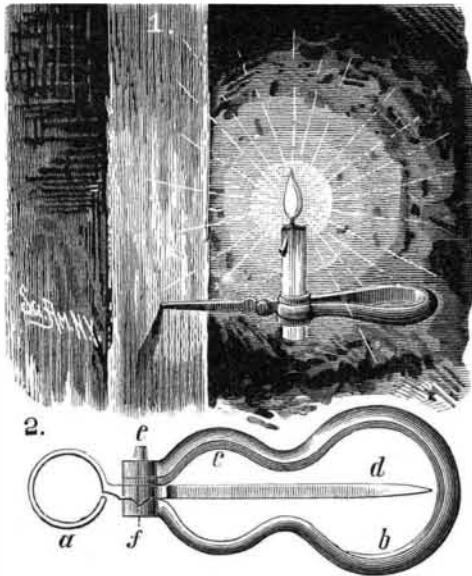


MINER'S CANDLESTICK.

The candlestick may be conveniently carried in the pocket when arranged as shown in Fig. 2; it may be secured to perpendicular surfaces, hung upon ledges, or placed upon flat or inclined places, the candle being held upright. The two sides of the handle-frame form a spring, and to the circular head of one side is secured a pin, which passes loosely through a hole in the other head which is made with a V-shaped groove as shown. Upon the pin, between the heads, are placed the hook, *c b*, and the point, *d*, which turn upon the pin. Upon the rear end of the point is a sleeve, *a*, for holding the candle, the sleeve being made as a spring for holding candles of different sizes.

On the point at the pin are V-shaped projections which fit in the V-shaped grooves when the candlestick is folded and also when the point is turned out parallel with the frame.



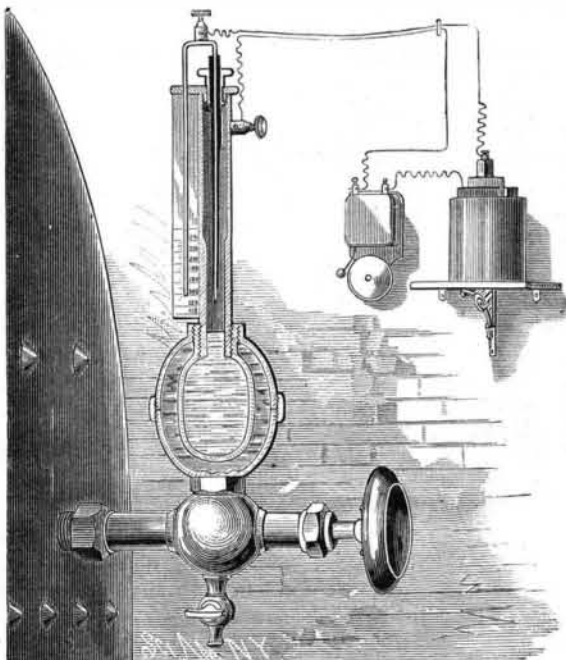
PATENAUDE'S MINER'S CANDLESTICK.

The projections, when turned in any position not in the plane of the frame, spread the sides of the frame, thereby causing it to grasp the point and hook with increased force for holding them at any angle desired. When turned out the point can be thrust into perpendicular surfaces as shown in Fig. 1. The hook, *c b*, which, when folded, lies upon the inner surface of the frame, is adapted for suspending the candlestick from ledges of rock or other projections. By turning the hook downward the candle may be made to stand in a vertical position when the device is placed upon an inclined surface. It will be readily seen that the candlestick can be arranged to suit almost any position.

This invention has been recently patented by Mr. Cyrille Patenaude, of Helena, Montana, and further information may be obtained by addressing D. P. Patenaude, of same place.

ELECTRIC ALARM FOR STEAM BOILERS, ETC.

The object of this invention is to provide an electric alarm



ELECTRIC ALARM FOR STEAM BOILERS.

apparatus more especially intended for use as a low water indicator for steam boilers; it is also applicable to ovens, furnaces, and other contrivances where the heat within must be regulated. The device consists of a mercury bulb enclosed in a sectional globe which forms a chamber around the mercury bulb, as shown in the engraving which represents the device in vertical section and attached to the side of a boiler. The chamber communicates with the interior of the boiler through the valve stem, to which the globe is attached. In the plate which closes the upper end of the tube of the thermometer-like device, is fitted a thumb nut through which passes the insulated arm of a bent rod. The insulating material on the arm is threaded to match the screw threads of the nut, so that by turning the nut the bent

rod may be raised or lowered to suit the temperature at which it is desired to have the alarm given.

The other arm of the rod is of the same length as the first, and reaches down in front of a graduated plate attached to the thermometer tube, thus serving as an indicator for setting the rod with reference to the degree marks on the plate. In the upper right hand corner of the engraving is shown the battery and electric alarm, which are connected by wires to the bent rod and mercury tube. When the water in the boiler stands above the low water line, the water entering the chamber through the stem will prevent the entrance of steam, and the mercury in the bulb will have the same temperature as the water, causing it to stand in the tube somewhat below the lower end of the arm. When the water in the boiler falls below the low water line, steam will enter the chamber, and, being of a higher temperature than the water, will cause the mercury to rise in the tube until it comes in contact with the end of the arm, when the electric circuit is completed and the alarm sounded. In the spindle is fitted a screw plug for cutting off communication between the chamber and boiler in case it should be desired to unscrew the apparatus. The upper end of the mercury tube is enlarged above the end of the rod in order to prevent all danger of overflow of the mercury in case of excessive heat.

These alarms are being manufactured by Messrs. McKenna & Carley, 12 Cortlandt St., N. Y. City.

Lines of Study in Electricity.

The Institution of Civil Engineers (London) recognizes the importance of discussing the subject of electricity, and in its list of papers to be received are the following topics: Electro motors, their construction, efficiency, and power; gearing for dynamo machine motors and other high speed engines; the transmission and distribution of electricity over large areas for lighting and for motive power, including electrical railways and hoists; electrical measuring instruments; submarine telegraph cables, their manufacture, laying and repair, including deep-sea sounding methods and appliances; telpherage, or the automatic transportation, by means of electricity, of goods and passengers.

Laboring and Managing.

Some old fashioned notions about the value of example have induced managers of mechanical establishments to become shop hands and to spend their time among their workmen as one of themselves, sharing their employments. To a certain extent such a practice, occasionally, may have a beneficial effect on the workmen without injury to the business. But there are cares and duties connected with the successful prosecution of any business that are not wholly those of the employes. A business must be managed as certainly as the work must be done, and it requires an unusually versatile man who can be one of his own workmen and their own manager at the same time. If to these dual duties he adds that of the proper oversight of his financial and general out-shop business, he must be a rare man to make a success. It may be a matter of personal pride to be able to boast like Bouuderby, Gradgrind's friend, but it may be a costly indulgence; for draughting, correspondence, the reception of customers, the overlooking of bills, and the supervision of books as much demand the care and eye of the master as the direct guidance of the workmen. This last can be delegated to a salaried foreman, or to a first class workman, with an addition to his pay for responsibility; but the others cannot be safely left to any but the proprietor himself.

MECHANICAL TELEPHONE.

The mechanical or acoustic telephone, herewith illustrated, will transmit and receive speech with great clearness and naturalness of tone. The mouth piece, *a*, has a central aperture for the passage of sound waves to the diaphragm, *c*, whose edges are secured within a rabbet of the mouth piece. The diaphragm is about 7 inches in diameter and is made of spruce wood, which possesses great sonority combined with strength sufficient to sustain the tension of the line wire. The mouth piece and diaphragm are held to the wall on a bed piece, *b*, by the tension of the line wire. The bed piece is recessed at both sides, *f g*, and centrally apertured for the passage of threads connecting the line wire to the diaphragm. The front recess, *f*, affords a space for free action of the diaphragm, promoting clearness of enunciation when the instrument is used as a receiver, and the rear recess, *g*, secures a small marginal support for the transmitter, thereby avoiding a large contact with the wall and preventing excessive vibration.

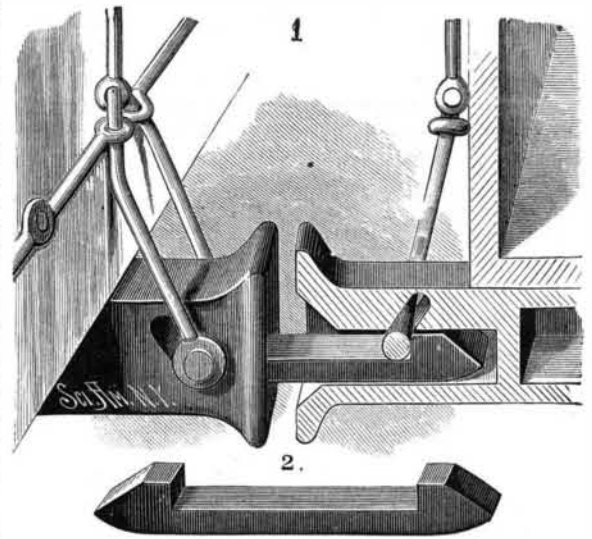
To avoid indistinct articulation and the ringing sounds common to acoustic telephones, the line wire is connected to the diaphragm by silk cords, which are twisted about the end of the wire to obtain a firm connection therewith, and which diverge into three or more strands that are secured to a metal ring, *e*, between which and the diaphragm a rubber or leather ring, *d*, is interposed. The line wire is made of strands twisted together and coated with varnish to bind them and prevent them rubbing upon one another. This construction of the line wire makes it strong and protects it from the weather, and, combined with the silk cord connections, aids largely in clear transmission over line wires of considerable length.

This invention has been patented by Mr. A. G. Miller, of Leyden, New York.

CAR COUPLING.

The drawhead is provided with the usual longitudinal opening, and in each side with a short slot which is inclined from the bottom to the top, and from the front to the rear. A bolt passes through the drawhead and through the slots. The ends of a stirrup having an A-shaped top are mounted on the ends of the bolt. Coupled to the top of the stirrup is a rod passing through suitable guide eyes on the end of the car and extending to the roof. Two levers, pivoted on the end of the car, extend to the sides of the car and have their inner ends coupled to the top of the stirrup. The drawbar has its ends beveled, and its top provided with a recess extending to near the ends, thus forming a head on the upper surface of the bar at each end.

When the drawbar is held in one drawhead and is inserted in the other, its beveled end will strike the bolt in the latter,




TAYLOR'S CAR COUPLING.

raising and keeping it raised until the head has passed, when the bolt drops and the cars are coupled. When the cars are to be uncoupled, the bolt is raised by means of the vertical rod or the levers extending to the sides of the car. The draw bar can then be withdrawn. Fig. 1 shows the device with the draw bar in position; Fig. 2 is a side view of the drawbar alone.

This invention has been patented by Mr. Benjamin Taylor, of Morrilton, Arkansas.

Sewers and Sewer Gases.

At a recent meeting of the Medical Society of the County of New York, Dr. Stephen Smith, as a member of the Committee on Hygiene, criticised the Department of Public Works for the little it had done in the way of ventilating the sewers, and the wrong principle on which they were operating. "Practically," he said, "it is equivalent to having open sewers running through the streets of New York," to have the perforated covers to the manholes in the streets, as we now have them, for a means of ventilation. The Doctor



MILLER'S MECHANICAL TELEPHONE.

suggested that "the gases should be drawn out by the action of forces which are constant and altogether independent of atmospheric changes, and delivered into the external air at an altitude to render it impossible for them to penetrate any room occupied by human beings at any time."

Instead of this plan the suggestion has been advanced with considerable potency, that the city should provide pumping machinery at suitable stations on the North and East Rivers, wherefrom water could be furnished in abundance for flushing the sewers periodically, as well as for use in large fires. It is not in the very distant future, we trust, when the sewage of all large cities will be utilized for agricultural purposes, in which way it can, in most places, be made to pay the most of the expense of removal. But we don't want to wait until that time for some radical improvement in the New York system.