

# SCIENTIFIC AMERICAN

[Entered at the Post Office of New York, N. Y., as Second Class Matter.]

A WEEKLY JOURNAL OF PRACTICAL INFORMATION, ART, SCIENCE, MECHANICS, CHEMISTRY AND MANUFACTURES.

Vol. XLII.—No. 11.  
[NEW SERIES.]

NEW YORK, MARCH 13, 1880.

[\$3.20 per Annum.  
[POSTAGE PREPAID.]

## AMERICAN INDUSTRIES, No. 34.

### THE MANUFACTURE OF PUNCHING AND DRAWING PRESSES, DROP HAMMERS, DIES, ETC.

The making of machines with which to make other machines has been a peculiarly distinctive idea with American inventors and mechanics. Here this conception practically had its origin, and the extent to which it has been developed within the past twenty years has probably done more to place our manufacturing industries in the front rank, as compared with those of the older countries of the world, than any other one cause. We use machinery vastly more than it is used anywhere else, and in thousands of operations where, even in the best machine shops and factories of France, Belgium, and England, hand labor is employed to do the same work; any invention or improved process of manufacture, therefore, which aids in lowering the cost of machinery, is a direct gain to every branch of manufacturing industry.





Probably no department in metal working has shown a more steady growth, and a development fraught with greater or more general advantages, than the manufacture of power punching and drawing presses, with the drop hammer, for forging, by means of steel dies, a branch of business which affords the subject of the first page illustrations of this paper. The establishment we here represent is that

of the Stiles & Parker Press Company, of Middletown, Conn., whose presses have for many years been widely known in every manufacturing section of the United States, as well as in many foreign countries. The company own more than twenty-five patents on presses and drops, several of which were obtained by Mr. Stiles, for inventions he has made since he commenced their manufacture. In 1863 he invented a particularly important feature of the press, the eccentric adjustment, which added greatly to the efficiency of the power and other presses then in use. This invention he patented in 1864, and by its use the punch may be adjusted to the die to the hundredth part of an inch. Before this the punch was adjusted with thin plates of metal above and below the box, but this plan was superseded by the eccentric adjustment. After this patent had been issued, the idea was adopted by Parker Brothers, of Meriden, Conn., who were also manufacturers of presses, and three years of litigation followed, from 1868 to 1871, when the matter was terminated by the consolidation of the interests of both parties to the suit in the Stiles & Parker Company, in which Mr. N. C. Stiles has the controlling interest. By this union, and by subsequent purchase, nearly all the valuable patents affecting the manufacture of presses and drop hammers have come into the possession of the present company.

The use that could be made of the power press twenty-

five years ago was exceedingly circumscribed, in comparison with what may be effected thereby to-day. The common method of stopping the press then was to run off the belt, and it was impossible to work it quickly because the punch might not stop at the proper time, and so spoil the job. This difficulty was obviated by the automatic stop, which was patented in 1855, and consisted of "a contrivance for disconnecting the wheel and the shaft at a certain point, after one revolution." When this improvement had been introduced the number of uses to which presses could be applied was greatly enlarged, and their efficiency was largely increased. A great drawback for a long time, however, was in the difficulty which was found in accurately adjusting the punch; the bed was sometimes blocked up, but this was likely to interfere with the accuracy and solidity necessary in all work; screw and nut arrangements were used in light work, but these threw too much strain on the threads of the screws to be generally efficient; the pitman was sometimes made in two parts, between which plates of metal were secured by bolts, but in this way there was danger of getting the bearings out of line. All of these difficulties were, however, obviated by the eccentric adjustment of Mr. Stiles, with which could be obtained: (1) extreme accuracy; (2) the bearings were not thrown out of line by its

[Continued on page 165.]



THE MANUFACTURE OF PUNCHING AND DRAWING PRESSES.—WORKS OF STILES & PARKER, MERIDEN, CONN.



last, thus bringing South Africa into telegraphic communication with England. When acceding to this diversion the Australian Governments liberally allowed an extension of two months to the time originally fixed for the completion of their duplicate cable, thus bringing it down to the end of February next.

We have now to announce that the duplicate Australian cable has been completed, and is open for traffic, thus anticipating the contract time by more than a month. The new cable takes a somewhat different route to the original. The old cable from Singapore landed at Batavia, and the messages were sent over the Dutch Government lines to Banjoewangie, at the furthest extremity of Java, where the Australian section of the cable commences. By the new arrangement the Singapore section is taken direct to Banjoewangie, thereby avoiding the Java land lines, which will effect a great saving of time and tend to greater accuracy, as the messages will pass entirely through English hands.

It will, therefore, be seen that during the last ten months the above mentioned cables, aggregating about 6,400 miles in length, have been manufactured and laid. This work has been carried out without a single drawback or difficulty arising, the credit of which is due to the perfect organization and resources of the Telegraph Construction Company, who have manufactured and laid the whole of these cables within this limited period.—*London Times.*

#### AMERICAN INDUSTRIES, No. 34.

[Continued from first page.]

use; (3) it was not subjected to sufficient strain to impair its accuracy, and (4) the pressure was borne by the end of the pitman, and not by the pin. These improvements, with a solid frame for the press, of which the bearings for the slide became a part, so materially enlarged the field in which the power press might be practically employed, that the demand for presses rapidly increased as new uses for such machines were continually found.

The manufacture of power drop hammers is also an important branch of business carried on by the Stiles & Parker Company, and the improvements which have been made in drop hammers have been almost contemporaneous with those effected in the power press. At first the drop hammer was simply a weight with a rope therefrom running over a single pulley. An early patent provided for attaching the hammer by a strap to a crank, in which were pin holes by which the height of the rise of the hammer was regulated. This was succeeded in 1863 by the friction roll drop hammer, in which the hammer was made to fall, at the will of the operator, from any height, or automatically from a given height, so as to give either a light or heavy blow as desired. Mr. Stiles has since improved upon this machine, so that the automatic and voluntary adjustment are now combined, and a uniform, an occasionally varied, or a constantly varied blow may be given at the will of the operator, and the machine is as perfectly under the control of the workman as is the hammer in the hands of the blacksmith.

The multiplicity of uses to which these improved presses and dies are now put for the saving of hand labor in forging, planing, filing, drilling, etc., it is difficult to enumerate, as there is hardly a manufacture in the country to which one or the other of them is not related, either for making the finished article or forming the machinery with which it is made. The watch-making industry, as is well known, has been revolutionized by this machinery, and there is hardly a part of a watch which is not now made by a press or a drop, or both. They have likewise caused a revolution in the manufacture of firearms, and the great precision of our modern weapons as well as their cheapness is due to the use of such machines. They are also largely used in the manufacture of tin, silver, copper, britannia, and brass ware, clock cases, locks, sewing machines, etc. Almost every description of metal cutting, trimming, punching, drawing, shaping, stamping, and forging comes within the sphere of their operation, and it is stated that of presses manufactured by this company there are over 5,000 in use in this country.


Among the work recently completed by the company are a press for making eyelets, which is calculated to turn out 8,000 a minute; a drawing press which will, at one operation, draw up clock cases 12 inches in diameter and 4 inches deep, using a blank of brass 16 inches in diameter; a press weighing 12,000 pounds, capable of punching 1 inch hole through 1 inch iron 25 inches from the edge of the sheet; a 1,000 pound drop hammer for a Connecticut firm; also a 200 pound drop for the Russian Government, this being the second one made for that government. The capacity of the establishment is being tested to the utmost by the number of orders now in hand. Among the work in progress is a large size double-acting drawing press, and a punching press to make 21,920 holes a minute,  $\frac{1}{4}$  inch diameter, through iron  $\frac{1}{8}$  inch thick, the press being calculated to make 80 strokes a minute, and 274 holes to a stroke, the feed being automatic. This press will weigh four tons, and they are making another somewhat similar which will weigh seven tons. Large and powerful as these presses are, however, they do not compare with one which the company has lately been asked to make, and the feasibility of which they are now considering, viz., a press which will make, at one time, 120  $\frac{5}{8}$  inch holes through  $\frac{5}{8}$  inch boiler iron. This is considerably beyond the capacity of any press yet made, and while the proposition marks the extreme of present development in the press manufacture, the fact that it is entertained indicates yet greater possibilities for the future.

In the engraving on the first page of this paper the group of buildings in which the business of the company is carried on is represented in one of the views. The building at the right is the foundry, which now has but one cupola, but another is in course of construction. Here is done all the casting required, and the amount of metal run usually varies between two and five tons a day. To the left of the foundry is the main building, the whole of the ground floor of which is occupied as a general machine shop, the second floor being used for making dies and patterns and as a tool room, while the top floor is filled with patterns, the accumulations of many years' work on a wide variety of machinery. To the left of the main building is the blacksmith shop and forging department, and in the rear, connecting with the main building and with the blacksmith shop, is the engine and boiler room.

In the right of the foreground of the main room, as shown in the large illustration at the bottom, is a drop anvil, the base for a drop hammer in course of construction, the upright parts of which are lying at its side. To the left of this may be seen mounted on a box, its stand not yet having been supplied, a shearing press for cutting tin, which, by an automatic fixture, throws the good blanks in one box and the scrap in another. To the rear of these, and in the center, are large punching and perforating presses nearly completed, while on both sides of the room extend lathes, planers, milling machines, etc. Some of the lathes here are of extraordinary length, for use in making shafting, while one has a capability for taking unusually wide and heavy pieces.

In the blacksmith shop, as shown in the upper right hand engraving, is a steam hammer, capable of striking a blow of 10 tons for very heavy work, and a power drop hammer for general forging. This department is conveniently arranged, and is fitted up for doing forging of almost every kind, large and small.

In the tool room, as shown in the upper left hand view, is a gear cutter, which will cut any size gear from 1 to 60 inches. Here also are milling and die sinking machines and tool makers' lathes, but the principal interest attaching to this department is in the system adopted by Mr. Stiles several years ago, of checking every workman with the tools taken by him to use in any part of the works, such check to remain against the workman until the tool is returned. As this system, or something on the same principle, has since been adopted in many other large machine shops, we here illustrate the plan originally started by Mr. Stiles. All the workmen who may require tools are numbered, and their names and numbers put in a rack in the tool department, with, under each man's name and number, a number of metal tags, as follows:



When a workman requires a tool from the tool room, one of the metal tags on the hook under his name is put in the tool rack in place of the tool, and there remains until the tool is returned, when the tag is again placed on its hook beneath the man's name. The number of tools out, and who has them, can thus be seen at a glance. An effectual check is thus put upon the carelessness of workmen, who might leave tools lying around after they were through with them. This, however, is only one feature of a complete system which marks the conduct of the business in every department. Each room has a competent foreman. Mr. Stiles has the general superintendence, and gives the business his personal attention.

As has been so generally the case with successful American inventors, Mr. Stiles has carved out his own way in this his chosen line of business. He was born in Agawam, Massachusetts, in 1834, where his father was a farmer, but the latter lost his property when young Norman was but five years old. His mechanical turn of mind manifested itself at an early age, and when he was but ten years old he built an extension to his father's house, doing all the work himself—carpentering, joining, painting, etc. When he was about twelve years old he built a small fire engine and a miniature working steam engine. At sixteen he earned a journeyman's wages in making tin ware; and from the age of eighteen to twenty-one, he worked as an apprentice in the American Machine Works, at Springfield, Mass. In 1857 he established a small jobbing machine shop at Meriden, Conn., and then began to pay particular attention to the making of dies and presses. From that time to the present his mechanical skill and inventive turn of mind have been principally exercised in matters pertaining to these specialties, with practical results of which we have substantial evidence in almost every machine shop in the land.

#### A Coal Miner's Day's Work.

In a recent article on the use of compressed air in coal mining (SCIENTIFIC AMERICAN, February 7) it was stated that a day's work for two able-bodied miners is the bearing in of  $2\frac{1}{2}$  feet across 15 feet of coal. Mr. Charles Wyld, of Carbon, Indiana, writes that his usual day's work is to bear in from four to six feet in depth a distance of from twelve

to fifteen feet; in other words, he does twice as much in a day as was allowed for two men in the article referred to. We make the announcement with pleasure, but regret that Mr. Wyld did not say whether his fellow miners do as well as he, or whether the average bearing in under all conditions is greater than the article stated.

#### AGRICULTURAL INVENTIONS.

Mr. Willis D. Green, of Mount Vernon, Ill., has patented an attachment for grain drills, by which, as it follows the delivery spout, the earth is pressed about the grain, packing it more closely at the sides than at the top, and pressing the soil down, forming channels, which will be gradually filled by the falling in of the sides, thus hilling the stalks of grain as they come up.

Mr. William A. James, of St. Louis, Mo., has patented an improved sulky plow provided with novel means for readily adjusting the various parts. The invention cannot be fully described without engravings.

Mr. David A. Swanson, of Rio Grande, O., has patented a combined hand corn planter and fertilizer distributor which is so constructed that the corn and fertilizer will be deposited at the same time and at the same depth or at different depths, as required.

Mr. Chapin C. Brooks, of Lancaster, N. H., has patented a reversible or side hill plow so constructed as to turn a furrow in either direction upon level or hilly lands.

#### Chasse's Multiplex Telegraph.

For some months a Frenchman, named Chasse, has been promulgating the most astonishing claims with regard to an alleged new process of telegraphing, by means of which an indefinite number of messages might be sent simultaneously in opposite directions over a single wire.

A few days ago practical telegraphers were invited to witness a demonstration of the process at the inventor's workshop in Hartford, Conn. There were eighteen telegraphic instruments at each end of the room, all connected with a single wire, supposed to represent a cross country line. Eighteen messages were sent each way, all at once, apparently through the single wire.

Among the witnesses was Mr. William Hadden, of the American Union Telegraph Company, who noticed that the insulated connecting wires were neatly fastened to the wall by double-pointed carpet tacks. On pulling one out he found that beneath each tack the covering of the wire had been neatly cut away, and an ingenious system of false circuits established by fine wires leading from the tack legs. The supposed cross-country wire was a sham and the too promising multiplex telegraph a clever cheat.

#### A Log Railroad.

A log tramway or railroad in use by the Richardson Brothers at their mill, south of Truckee, is a very ingenious piece of machinery. Logs, ten inches or a foot in diameter, are hewn round and smooth and their ends are coupled together by iron bands. These logs, laid side by side upon graded ground for a distance of perhaps three miles, form the track. Of course the road looks quite like an ordinary railroad track, except that logs are used instead of rails, and the ties are at much greater intervals. The wheels of the engine and cars are concave on their outer surface, and fit the curve of the logs. The power is applied to a wheel in the middle of the forward axle on the engine. The most remarkable loads of logs are hauled upon the cars, and the affair is a decided success. It is very cheap, its construction is simple, it is not easily damaged, and its operation is all that could be desired. By means of this log railroad the Richardson Brothers are enabled to get their logs to the mill from the forest, three miles distant, at a cost far less than it is ordinarily done.—*Truckee (Nev.) Republican.*

#### Decline in the British Flax and Linen Trades.

The recent report of the British Factory Department shows a remarkable decline in the linen trade of Great Britain during recent years. In 1871 there were in England, Scotland, and Ireland 500 factories; in 1878 there were only 400, the diminution showing chiefly in factories where spinning only is carried on. The number of spindles declined during the same period from 1,553,335 to 1,264,766. The number of operatives decreased from 124,772 to 108,806. The acreage planted with flax in 1871 was 17,366; in 1878 it had fallen to 7,481. There was at the same time a large falling off in foreign imports. In the same period the exports of linen yarn declined from 36,235,625 pounds to 19,216,001 pounds; and the export of linen manufactured goods from 220,467,476 yards to 177,776,527 yards.

BENJAMIN FISH, of Trenton, N. J., has rounded up 94 years of a remarkable existence. He lent Commodore Vanderbilt \$1,000 when that gentleman first started out in his career; brought down the first anthracite coal that descended the Delaware in 1823; managed the old stage line and steamboat company between New York and Philadelphia, fifty-five years ago; was one of the first directors of the Camden and Amboy Railroad, in 1830, and has been elected every year since. In 1833 he drove the first freight car that moved over the road between South Amboy and Bordentown. Horses were used that year. The first locomotive was imported from England; it is now standing in the shops at Bordentown, and is known as "Johnny Bull" and "Number One."—*Railway World.*