

built for Mr. Henry Morel, of the *Société de la Lys*, of Ghent. Messrs. Thornycroft and Co. have made a specialty of these high speed boats, and there appears to be constantly increasing demand for them. The firm are now constructing some of these launches with compound engines.

PERIPOLAR INDUCTION.

Those of our readers who have attended the very interesting lectures delivered by Professor Mayer, of the Stevens Institute, Hoboken, N. J., on the subject of magnetism, will remember the striking experiments which he performs with the aid of the huge electro-magnet belonging to that institution and a disk of copper suspended so as to freely swing between its poles. When the magnet is uncharged, the plate vibrates, like a pendulum, from side to side with perfect readiness, retaining its motion for some little time after the impelling force is removed. If, however, a current is established, converting the masses of iron into actual magnets, the vibration of the plate is almost instantly stopped; an invisible resisting medium appears to have been formed between the poles, through which the disk is unable to pass, or, if forced through, acts, as Professor Mayer expresses it, "as if it were penetrating cheese."

On conducting an experiment somewhat similar to this, Faraday was led to the conclusion that the arrest of the copper plate was due to induced currents produced therein. In other experiments, which we will not here describe, the existence of these currents was demonstrated by the direct exploration of a disk of copper turning before a magnet, an operation which defined the paths of the currents with certainty. Foucault modified Faraday's mode of investigation by arranging his plate of red copper on a horizontal axis, and revolving it by suitable mechanism at the rate of 10,000 turns per minute. The disk passed between the two extremities of the soft iron core of an electro-magnet, in which a current could be established at will. As long as the latter remained broken, the plate, when swiftly rotated, would retain its motion for some time; but as in the case already cited, a prompt stoppage followed the establishment of the electrical flow. Foucault intended not simply to reproduce Faraday's experiment, but he wished to study the results incident to the application of a force sufficient to continue the rotation of the disk in spite of the obstruction. It was found that, to accomplish this, considerable mechanical energy must be expended, which could be calculated and which reached quite large figures. What became of the excess of work over and above that necessary to ensure the rotation of the disk, maintaining a given velocity (or, in other words, that rendered necessary by the effect of the current), was the question, and Foucault determined it to be transformed into heat. This conclusion was soon justified by experiment, as it was found that the temperature of the disk became elevated to a degree appreciable by the hand; and when the rotation was prolonged for two minutes and the current produced by six Bunsen elements employed, the melting point of wax could be attained.

We have now given, of the salient points of this study, enough to show its progress up to the present; for since Foucault's experiments, no particularly notable investigations have been made into the action of magnets on copper in motion. M. Le Roux, however, has recently devised the apparatus represented in our engraving, and, besides, investigated that which he calls "peripolar induction."

Supported by iron feet on a solidly constructed table are four coils of isolated copper wire, so arranged as to be connected with a battery by means of the commutator, C, by which the current is interrupted or established at pleasure. Within these coils are cores of soft iron, the extremities of which extend beyond the wire and form the poles of the magnet when the current passes. A disk of red copper, DD', is placed symmetrically in the center of the apparatus and parallel to the axes of the coils, and turns on a horizontal axis which extends between the opposite extremities of the iron, as at A. At this point is shown the pinion which, with other gearing, transmits the motion of the handle to the disk, so as to cause it to rotate 180 times per second, or about 10,000 times per minute. To the ends of the cores of the opposite coils and below are fixed two pieces of soft iron, F', between which passes, though without touching either, the copper disk, D.

Thus arranged, the machine forms a powerful Foucault apparatus, with which the experiments above indicated can be repeated. But above the cores of the magnets are placed other pieces of soft iron, F, arranged similarly to those marked F', which, we have stated, are fixed below. When this portion of the device is in position, all the pieces become magnetized by contact with the electro-magnets; and as is evident, the disk, D, in its entire extent, is submitted to the action of a magnetic field presenting the greatest symmetry in every direction. Here, however, the contrary of that which has been heretofore observed takes place; the

rotation of the disk is as easily accomplished when the current passes as when the circuit is interrupted; and that the same resistance experienced in the Foucault apparatus is not here encountered is proved by the fact that the copper does not become sensibly warmed.

The current nevertheless passes, and zinc is dissolved in the battery. Here then is expended energy which should manifest itself somewhere. The study of the effects which should be produced by reason of the induction led M. Le Roux to admit the existence of a current running from the center of the disk to the circumference; and he proceeded to verify his conclusions. To this end, a vertical metal support is placed in contact with the axis of the disk, and a horizontal rod fixed to this support terminates in a copper wire, the end of which rests on the periphery of the disk. When the latter is turned, with no current passing, no especial effect is observed, except the slight warming of the copper wire by the friction. If, however, the flow of elec-

the sash. By turning the wheel by means of the small projection formed upon it, its motion through the bent slot raises the piece, B, and at the same time draws the face of the latter away from the casing so that it no longer binds.

When the window is up, it can be held in any desired position by causing the device to place itself as shown in the dotted lines, when the wheel comes to the bottom of the slot and, as is evident, pushes out the bottom of the casting. The apparatus falls readily into the position represented, and thus forms a self-fastener when the sash is down.

The advantages claimed are simplicity, ease of application; the non-marring of either sash or frame, a preventive of sash-rattling in windy weather, a positive lock when the sash is either up or down, a self-fastener when the lower sash is down, the holding away of the lock from the frame by the use of the handle when in the act of raising or lowering (as shown by dotted lines), and a peculiar adaptability to car windows. The lock can be as easily placed on the right side of the sash as on the left, by being turned upside down; and in either case, if the sash is left raised, it cannot be further elevated from the outside.


Patented August 19, 1873. Further information can be had by addressing the patentee and owner, H. C. Demming, Harrisburgh, Pa.

Proposed New Basis for Decimal Measures.

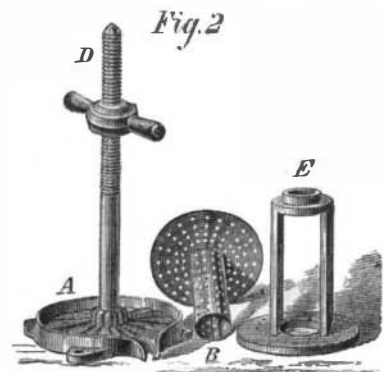
A correspondent, C. A. G., writes to point out that the French basis, the 10,000,000 of one fourth of the earth's circumference, is unsatisfactory as a starting point for the calculation of a system of weights and measures, as the circumference of a circle cannot be exactly ascertained. He proposes to use the secant equal to the radius of the circle, that is, the side of an inscribed hexagon; and he points out many supposed advantages of the change. But as the whole matter is a question of theory, we cannot see that the proposed plan brings us any nearer to absolute accuracy.

IMPROVED PRESS FOR FRUIT, LARD, ETC.


The annexed engravings are views of a new and simple form of fruit or lard press, in which, among other advantages claimed, the usual framework for the screw is rendered unnecessary, and there is a peculiar construction of the press chamber for facilitating the removal of the cake left after pressing.



A is the base of the apparatus, having radial corrugations raised upon its surface, the channels between which lead the expressed liquid to the spout shown. In the center is a short conical projection, over which fits the lower portion of an inner perforated tube, A. The latter is connected with



a perforated bottom which, when in position, rests on a flange made by turning the lower edge of the outer perforated wall, C. In the center of the base is a screw, D, on which is a nut provided with suitable handles. This nut



PERIPOLAR INDUCTION.

tricity be established, at that instant a continuous series of sparks leaps from the point of contact of wire and disk, thus denoting the existence of a very energetic current in the circuit formed by the disk, its axis, and the various pieces already described as arranged in connection therewith.

It is in the fact of there being this current, as predicted by theory, that M. Le Roux' idea of peripolar induction is based. No practical application of the discovery has been made; but it is very interesting, in that it confirms many theoretical ideas regarding induction. The machine represented was by Rhumkorff, the celebrated manufacturer and inventor of many physical instruments, and has been exhibited before many French scientific societies.

DEMMING'S CROWN SASH FASTENER.

We illustrate herewith a new and quite ornamental form of sash lock and holder, which can be readily attached to



any window without mutilation of the wood work. The device has no spring to wear out and is composed of but two pieces and a fastening screw. The latter serves as a pivot for the small cog wheel, A, the teeth of which engage in projections, formed, as shown, on the casting, B. When the sash is down the apparatus takes the position shown, so that, on attempting to raise the windows, the wheel, acting against the upper part of the casting, presses the face of the latter firmly against the battea and prevents the elevation of