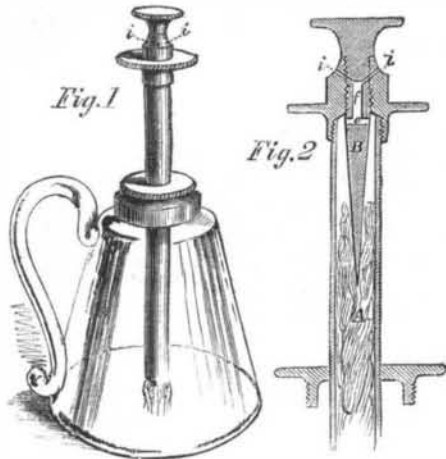


GREENE'S GAS LAMP.

The inventor of this lamp is a physician who discovered that he could make more money by selling patent rights than he could by practicing medicine, and as, according to the testimony of Louis, Jackson, and all the most learned masters of therapeutics, there is scarcely anything positively known in regard to the treatment of disease, the doctor considered the negotiation of these sales as more useful and honorable, as well as more lucrative, than the dealing out of doubtful doses. He accordingly obtained an agency for the sale of patent rights of Clayton & Bailey's gas lamps; but improve-

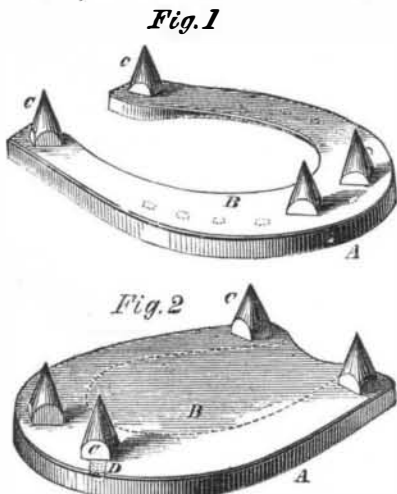


ments soon occurred to him, and he invented the lamp here illustrated. He is now located in Boston, doing a dashing business, having, as he says, sold over \$20,000 worth of his lamps during the last three years, and is making a vigorous effort to introduce them all over the world.

The lamp is designed for burning the common mixture of alcohol and camphene, called burning fluid. It is very simple, and will be readily understood by inspecting the cut, in which Fig. 1 is a perspective view of the whole lamp, and Fig. 2 an enlarged view of the wick tube. The wick, A, extends downward into the fluid, and upward nearly to the top of the tube, where it is pierced by the solid metallic spur, B. Directly through this spur, is the hole, e, which communicates with the vertical hollow, f, and this with the inclined openings, i, which are extended also through the tube, forming jets for the escape of the vapor or gas which is burned as it issues. The lamps are made of various illuminating powers by simply varying the number of these orifices. The heat of the spur evaporates the fluid which is conducted to it by the wick, and thus a constant flow of vapor is caused to issue from the jets.

The patent for this invention was taken out by Dr. C. A. Greene, April 21, 1857, and further information in relation to it may be obtained by addressing Dr. C. A. Greene & Co., 34 Washington-street, Boston, Mass.

JOREY'S PATENT HORSE SHOE.



The annexed engravings illustrate an invention in which two important objects are aimed at, and, for ought we see, practically attained; one is the obviating of the very serious difficulty from the balling of the feet in snowy roads, and the other is a great facility in sharpening the corks in icy times, when the horse shoer is most hurried. A horse shoe, B, Fig. 1, is made in the ordinary form,

with female screws in the place of the corks; and the cast steel corks, C C, are made with screws upon their shanks, so that they may be inserted into the shoe and renewed without removing the shoe from the foot.

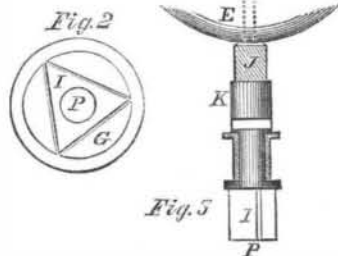
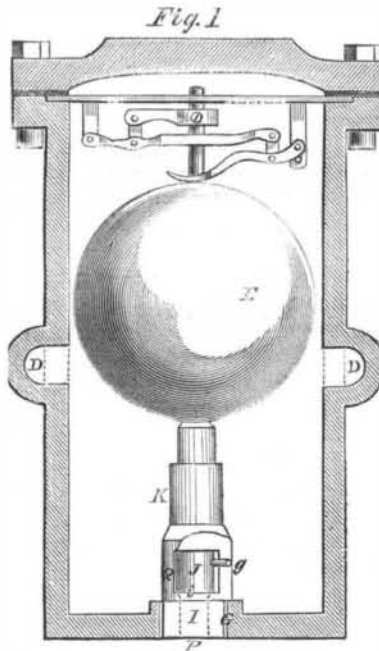
Whenever occasion requires the shoe may be covered with the cast steel plate, B, Fig. 2, which is fastened to the shoe by the screw shanks of the corks passing through it, as shown at D. This plate, besides affording an absolute protection against balling, also furnishes a convenient means of keeping the hoof of the horse moist in case of a tendency to fever or dryness, as a sponge may be introduced between the plate and the hoof, which will be soaked whenever the animal steps into water, and thus kept constantly moist, saving the hostler the unpleasant task of "stuffing."

The movable corks may be changed at pleasure to suit the condition of the roads, and those corks worn down in the winter may be kept for use in the summer. Being made of cast steel, there is no practical difficulty from the screws rusting, as has been shown by experience. The inventor exhibited at our office shoes which had been in use for a long time, and the corks were easily unscrewed with an ordinary wrench.

The patent for this valuable invention was issued July 5, 1859, and further information in regard to it may be obtained by addressing the inventor, Joseph Jorey, care of John Kendall, at Norwich, Conn.

LAPHAM'S STEAM TRAP.

The annexed cut represents a self-acting steam trap, by which, as the water accumulates in pipes from the condensation of the steam, it is removed automatically.



The ball, E, is a hollow float inclosed in a tight metallic cylinder, into which the steam is admitted through the annular opening, D; the cylinder being placed at the lowest portion of the series of pipes which it is intended to keep free from water. As the water accumulates in the cylinder it raises the float, E, which fits loosely around the upper part of the rod, J, the rod passing through a water tight pipe which is soldered into the float. With the top of the rod, J, is connected a series of levers in such manner that, as the float rises, it raises the rod through a less a distance and with increased power. The lower portion of the rod passes loosely through the sleeve, K, which is a valve closing an opening in the bottom of the cylinder. There is, however, in addition, a supplementary valve formed of the foot of rod, J, which closes a smaller opening, P, Fig. 2, through the sleeve, K, which is made in triangular form, as shown at I, Fig. 2. A slight rise of the float, E, lifts the rod,

I, from its seat and allows the water to flow slowly through the opening, P, but should the supply from condensation be more rapid than this discharge, then the float continues to rise and the pin, g, is brought in contact with the upper edge of the slot in the sleeve, K, carrying the sleeve, K, upward and opening the larger valve. Thus the discharge is adjusted to the quantity of water condensed in the pipes.

The patent for this invention was issued to Allen Lapham, of Brooklyn, N. Y., on January 24, 1860, and persons desiring further information in relation to it will please address C. A. Durgin, agent, No. 335 Broadway, N. Y.

HOWE'S SEWING MACHINE TRIAL.

Just as we were putting our last number to press, we received notice of an important sewing machine trial, just terminated in Boston. Our informant stated that the case was against Messrs. Ladd, Webster & Co., the well-known sewing machine manufacturers; we have since learned that the information was not correct. It was a trial in equity, before Judge Sprague, of the United States District Court, in which Howe applied for a preliminary injunction against Williams, who had made and sold a machine like Grover & Baker's; also against Morton, and others, who sold a machine resembling Wheeler & Wilson's. We understand that (with a view to prevent this injunction) the evidence was fully gone into, especially into the alleged prior English and French inventions of Fisher & Gibbons, Newton, Archibald, Thimmonier, and others. After a full hearing of the case, the court ordered an injunction.

APPLICATIONS FOR THE EXTENSION OF PATENTS.

Cooking Range.—H. H. Stimpson, of Boston, Mass., has applied for the extension of a patent granted to him on the 16th of May, 1846, for an improvement in cooking ranges. The petition is to be heard at the Patent Office on the 14th of May next; and the testimony closes on the 1st of that month.

Machine for Welding Wrought Iron.—Daniel Treadwell, of Cambridge, Mass., has applied for the extension of a patent granted to him on the 20th of June, 1846, for an improvement in machines for welding wrought iron. The petition is to be heard at the Patent Office on the 18th of June next; and the testimony closes on the 1st of that month.

MECHANICS, INVENTORS, MILLWRIGHTS, AND MANUFACTURERS.

The SCIENTIFIC AMERICAN is a paper peculiarly adapted to all persons engaged in these pursuits, while to the Farmer, House-keeper, and Man-of-Science, it will be found of equal interest and use.

The SCIENTIFIC AMERICAN has been published FOURTEEN YEARS, and has the largest circulation of any journal of its class in the world. It is indispensable to the Inventor and Patentee; each number containing a complete official list of the claims of all the patents issued each week at the United States Patent Office, besides elaborate notices of the most important inventions, many of which are accompanied with engravings executed in the highest degree of perfection.

To the Mechanic and Manufacturer the SCIENTIFIC AMERICAN is important, as every number treats of matters pertaining to their business, and as often as may be deemed necessary a column or two on the metal and lumber markets will be given; thus comprising, in a useful, practical, scientific paper a Price Current which can be relied upon.

The SCIENTIFIC AMERICAN is published weekly in a form suitable for binding, each number containing sixteen pages of letter-press, with numerous illustrations, making a yearly volume of 882 pages of useful matter not contained in any other paper.

Terms.

To mail subscribers: Two Dollars a Year, or One Dollar for Six Months. One Dollar pays for one complete volume of 416 pages; two volumes comprise one year. The volumes commence on the first of JANUARY and JULY.

Club Rates.

Five Copies, for Six Months.....	\$4
Ten Copies, for Six Months.....	\$8
Ten Copies, for Twelve Months.....	\$15
Fifteen Copies, for Twelve Months.....	\$22
Twenty Copies, for Twelve Months.....	\$28

For all clubs of Twenty and over, the yearly subscription is only \$1 40. Names can be sent in at different times and from different Post-offices. Specimen copies will be sent gratis to any part of the country.

Southern, Western, and Canadian money or Post-office stamps taken at par for subscriptions. Canadian subscribers will please to remit twenty-six cents extra on each year's subscription to pre-pay postage.

When persons order the SCIENTIFIC AMERICAN they should be careful to give the name of the Post-office, County, and State to which they wish the paper sent. And when they change their residence, and wish their paper changed accordingly, they should state the name of the Post-office where they have been receiving it, and the where they wish it sent in future.

MUNN & CO.
Publishers, No. 37 Park-row, New York,